


SJ5780 Series Intelligent Profilometer

Multi-Sided Scanning


Dedicated for Cylindrical and Threaded workpieces



Application



Coaxiality of lead screw



Thread gauge



Trapezoidal lead screw



Ballscrew



Cylindrical workpiece



Gear

Features

1. Multi-sided profile scanning function

It obtains profile of object by scanning the surface with T-shaped stylus, then software can calculate the 2D sizes and GD & T based on the profile.

2. Thread scanning function

It can scan ordinary thread ring/plug gauges, tapered thread ring/plug gauges, plain ring/plug gauges, trapezoidal thread, sawtooth thread, multi-head threaded workpieces, lead screws, etc. Then the software can analyze their comprehensive parameters such as internal and external diameter, profile parameters, etc.

Parameters

Model No.		SJ5780-200	SJ5780-300	SJ5780-400
Basic Spec.	Measuring Range	X	0~235mm	0~325mm
		Z	0~235mm	0~325mm
	Min Resolution	0.001μm		
	Scanning Speed	0.1~2mm/s		
	Measuring Force	10~150mN(Adjustable)		
	Max Slope	Uphill 78°, downhill 87°		
Y Direction Object Table		Travel range 25mm, Overall height 85mm(Motorized table is optional)		
Thread Meas.	Thread Measuring Range	Internal: M3~M200, External: M3~M200(Determined by optional jigs)		
	Accuracy(Maj, Pit, Min. Diameter)	±(4+L/100) μm, L is measured length in mm		
	Accuracy(Thread Pitch)	±(1+L/100) μm, L is measured length in mm		
Contour Meas.	Diameter Measuring Range	Internal: φ3~φ200, External: φ3~φ200(Determined by optional jigs)		
	Diameter Measuring Accuracy	±(3+L/100) μm, L is measured length in mm		
	Profile Degree Accuracy	±(2+L/100) μm, L is measured length in mm		
Roughness Meas. (Optional)	Roughness Parameters	R roughness: Rp, Rv, Rz, Rc, Rt, Ra, Rq, Rsk, Rku, RSm, RPl, Rdq, Rdc, Rmr, Rmax, Rpm, tp, Htp, Pc, Rda, Ry, Sm, S, Rpq, Rvq, Rmq, RzJ, Rv1max, Rp1max, Rz1max, Rmr(Rz/4), maxRa, R5z, R3z, Rh, Dq, Lq, SD Key roughness: Rcore: Rk, Rpk, Rvk, Mr1, Mr2, A1, A2 Profile: Pa, Pq, Pt, Pz, Pp, Pv, PSm, Psk, Pku, Pdq, Pdc, Pc, PPc, Pvq, Pmr, Pmq, Rad, PzJ, Pmax, StpHt, TIR, Avg, Slope, Area+, Area-, Area, Prof, Edge, StpWd, Bumpht Waviness of profile: Wa, Wq, Wt, Wz, Wp, Wv, WSm, Wsk, Wku, Wdq, Wdc, Wmr, Wpc, Wc, Wh, Wmr(WZ/4) Motif: R, AR, W, AW, Rx, Wx, Wte, Nr, Ncrx, Nw, Cpm, CR, CF, CL ISO5436: Pt5436, D		
	Ra Measuring Range	Ra0.1μm~Ra64μm		
	Accuracy	5%		
	Filter	2RC filtering, Gaussian filtering and Zero phase filtering		
	Sampling Length	0.008, 0.08, 0.25, 0.8, 2.5, 8.0, 25mm selectable		
	Evaluation Length	Automatic calculation		
	Cutoff Wavelength	0.25/0.8/2.5(mm) or User-defined cut-off		
Size(L×W×H)		1200×490×980mm	1200×490×1180mm	1200×490×1180mm
Weight		100kg	200kg	200kg

SJ5720-OPT Series Profilometers for Optics Surface



SJ5720-OPT100



SJ5720-OPT200

Description

The SJ5720-OPT series is a capable to measure both surface roughness and profile after once scanning. Moreover, there is a dedicated software module for measurement and analysis of large aspheric surface, so this series is an ideal measurement solution for the optical lens industry.

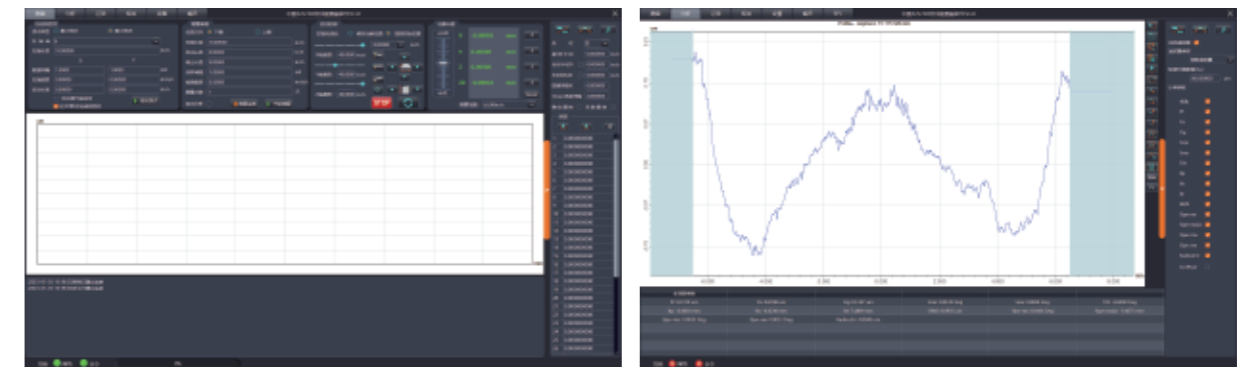
It can also be used for profile and roughness measurement for large curved surface, such as bearings, artificial joints, precision molds, gears, blades, etc. Consequently, it is widely used in precision machining, automobiles, bearings, machine tools, molds, precision hardware and other industries.

Features

1. Evaluate profile and roughness parameters at the same time after once scanning
2. High precision, high stability, and high repeatability
3. Aspheric optical software module
4. Intelligent management and advanced software analysis system
5. Intelligent protection system during scanning
6. Flexible manual control
7. High stability vibration isolation system

Software

- Professional aspheric surface measurement software can analyze all aspheric surface parameters. There are some self-checking parameters in the software, so the correctness of the input formula can be determined by self-checking.




Aspheric surface measurement interface


Application




Lens



Intraocular lens mold




Vehicle Lens



Infrared lens



Optical mold



Lens

Parameters

Model No.		SJ5720-OPT100		
Contour Measurement	Measuring Range	X	0~100mm	
		Z	0~300mm	
		Z1	±6mm (Optional: ±12mm)	
	Resolution		0.001µm	
	Accuracy	Z1*1	≤±(0.5+0.03 H) µm (H, mm)	
		Pt*2	Pt≤0.2µm	
		Standard Ball*3	≤±(1+R/20) µm (R, mm)	
		Angle*4	≤±1'	
	Moving Speed	X	0~20mm/s	
		Z	0~20mm/s	
Scanning Speed		0.05~5mm/s		
X Straightness*5		≤0.15µm/100mm		
Measuring Force		0.5mN, 0.75mN, 1mN, 2mN, 3mN(Adjustable)		
Roughness Measurement	Ra Measurement Range		Ra0.012µm~Ra12.5µm (Large range is optional)	
	Accuracy*6		Ra0.012µm ~ Ra3.2 µm: ≤±(3nm+2.0%A),A(Ra)µm Ra3.201µm ~ Ra12.5µm : ≤±(3nm+3.5%A),A(Ra)µm	
	Repeatability (1σ)*7		1δ≤1nm	
	Measurement Residual*8		Rq≤3nm	
	Roughness Parameters		R roughness: Rp, Rv, Rz, Rc, Rt, Ra, Rq, Rsk, Rku, RSm, RPC, Rdq, Rdc, Rmr, Rmax, Rpm, tp, Htp, Pc, Rda, Ry, Sm, S, Rpq, Rvq, Rmq, RzJ, Rv1max, Rp1max, Rz1max, Rmr(Rz/4), maxRa, R5z, R3z, Rh, Dq, Lq, SD Key roughness: Rcore: Rk, Rpk, Rvk, Mr1, Mr2, A1, A2 Profile: Pa, Pq, Pt, Pz, Pp, Pv, PSm, Psk, Pku, Pdq, Pdc, Pc, PPc, Pvk, Pmr, Pmq, Rad, PzJ, Pmax, StpHt, TIR, Avg, Slope, Area+, Area-, Area, Prof, Edge, StpWd, Bumpht Waviness of profile: Wa, Wq, Wt, Wz, Wp, Wv, WSm, Wsk, Wku, Wdq, Wdc, Wmr, Wpc, Wc, Wh, Wmr(WZ/4) Motif: R, AR, W, AW, Rx, Wx, Wte, Nr, Ncrx, Nw, Cpm, CR, CF, CL ISO5436: Pt5436, D	
	Aspheric Measurement Parameters		Micro profile parameters: Pt, Pa, Fig;Inclination parameters: Smx, Smn ; Horizontal axis angle parameter: Tilt; Distance parameters between the optical axis and the contour: Xp, Xv, Xt; Root mean square roughness parameter: RMS; Slope parameters: Slpe mx, Slpemx (x), Slperms, Slpe are ; Vertex radius error parameter: Radius Err	
	Filter		Gaussian filter, 2RC filter, zero phase filter	
	Sampling Length		0.008, 0.08, 0.25, 0.8, 2.5, 8.0 or 25mm Selectable	
	Evaluation Length		Auto calculation	
	Size(L×W×H)		600×350×890mm	
Weight		195kg		

Note:

- *1 The accuracy is based on the measurement standard gauge block.
- *2 The accuracy is based on the Pt test of standard ball smaller than diameter 25mm.
- *3 The accuracy is based on the verification of the Φ 50mm standard ball with the arc exceeds 90 degrees.
- *4 The accuracy is based on the measurement of the angle of polygonal prism.
- *5 The accuracy is based on the measurement of optical flat.
- *6 The accuracy is based on the measurement of standard roughness block.
- *7 The repeatability is based on the measurement of 0.1-0.2µm square wave roughness block and standard step height block.
- *8 The accuracy is based on the measurement of 1nm level roughness block and optical flat.

Parameters

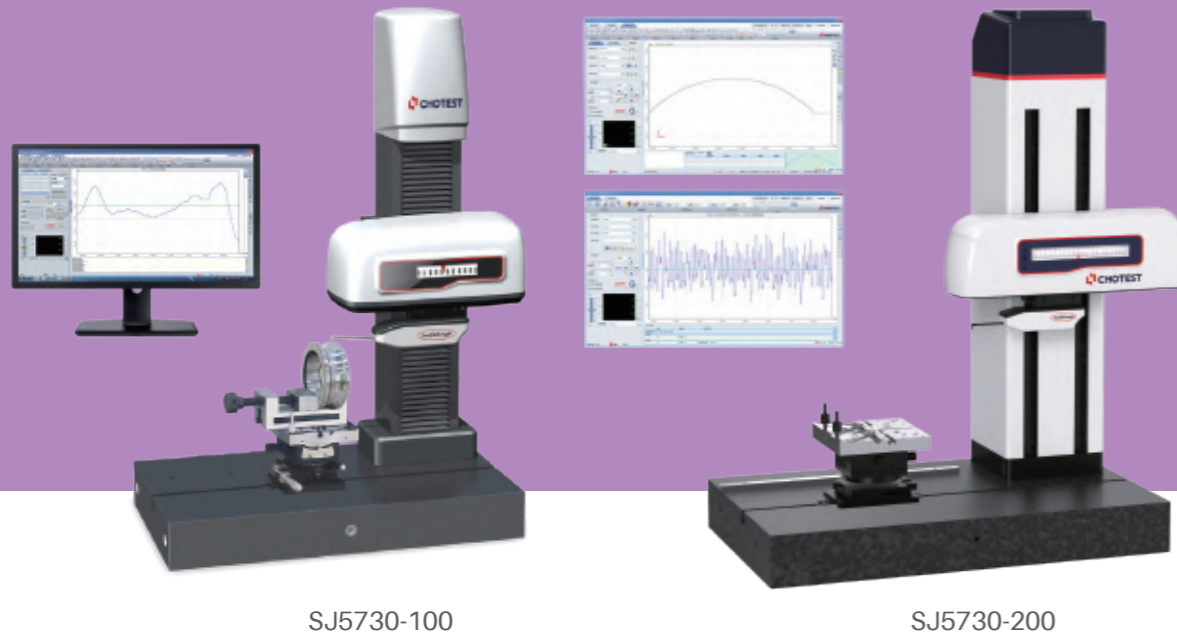
Model No.		SJ5720-OPT200		
Contour Measurement	Measuring Range	X	0~200mm	
		Z	0~500mm	
		Z1	±6mm (Optional: ±12mm)	
	Resolution		0.001µm	
	Accuracy	Z1*1	≤±(0.5+0.03 H) µm (H, mm)	
		Pt*2	Pt≤0.2µm	
		Standard Ball*3	≤±(1+R/20) µm (R, mm)	
		Angle*4	≤±1'	
	Moving Speed	X	0~20mm/s	
		Z	0~20mm/s	
Scanning Speed		0.05~5mm/s		
X Straightness*5		≤0.25µm/200mm		
Measuring Force		0.5mN, 0.75mN, 1mN, 2mN, 3mN(Adjustable)		
Roughness Measurement	Ra Measurement Range		Ra0.012µm~Ra12.5µm	
	Accuracy*6		Ra0.012µm ~ Ra3.2 µm: ≤±(3nm+2.0%A),A(Ra)µm Ra3.201µm ~ Ra12.5µm : ≤±(3nm+3.5%A),A(Ra)µm	
	Repeatability (1σ)*7		1δ≤1nm	
	Measurement Residual*8		Rq≤3nm	
	Roughness Parameters		R roughness: Rp, Rv, Rz, Rc, Rt, Ra, Rq, Rsk, Rku, RSm, RPC, Rdq, Rdc, Rmr, Rmax, Rpm, tp, Htp, Pc, Rda, Ry, Sm, S, Rpq, Rvq, Rmq, RzJ, Rv1max, Rp1max, Rz1max, Rmr(Rz/4), maxRa, R5z, R3z, Rh, Dq, Lq, SD Key roughness: Rcore: Rk, Rpk, Rvk, Mr1, Mr2, A1, A2 Profile: Pa, Pq, Pt, Pz, Pp, Pv, PSm, Psk, Pku, Pdq, Pdc, Pc, PPc, Pvk, Pmr, Pmq, Rad, PzJ, Pmax, StpHt, TIR, Avg, Slope, Area+, Area-, Area, Prof, Edge, StpWd, Bumpht Waviness of profile: Wa, Wq, Wt, Wz, Wp, Wv, WSm, Wsk, Wku, Wdq, Wdc, Wmr, Wpc, Wc, Wh, Wmr(WZ/4) Motif: R, AR, W, AW, Rx, Wx, Wte, Nr, Ncrx, Nw, Cpm, CR, CF, CL ISO5436: Pt5436, D	
	Aspheric Measurement Parameters		Micro profile parameters: Pt, Pa, Fig;Inclination parameters: Smx, Smn ; Horizontal axis angle parameter: Tilt; Distance parameters between the optical axis and the contour: Xp, Xv, Xt; Root mean square roughness parameter: RMS; Slope parameters: Slpe mx, Slpemx (x), Slperms; Vertex radius error parameter: Radius Err	
	Filter		Gaussian filter, 2RC filter, zero phase filter	
	Sampling Length		0.008, 0.08, 0.25, 0.8, 2.5, 8.0 or 25mm Selectable	
	Evaluation Length		Auto calculation	
	Size(L×W×H)		800×500×1080mm	
Weight		265kg		

Note:

- *1 The accuracy is based on the measurement standard gauge block.
- *2 The accuracy is based on the Pt test of standard ball smaller than diameter 25mm.
- *3 The accuracy is based on the verification of the Φ 50mm standard ball with the arc exceeds 90 degrees.
- *4 The accuracy is based on the measurement of the angle of polygonal prism.
- *5 The accuracy is based on the measurement of optical flat.
- *6 The accuracy is based on the measurement of standard roughness block.
- *7 The repeatability is based on the measurement of 0.1-0.2µm square wave roughness block and standard step height block.
- *8 The accuracy is based on the measurement of 1nm level roughness block and optical flat.

Profilometer SJ5730

Once Scanning for both Profile and Roughness




SJ5730-100

SJ5730-200

Application




Pt & Ra of bearing raceway



Ra of gear tooth surface




Ra of engine blade



Ra & Profile of mold



Profile & Roughness of car parts



Profile & Roughness of workpiece

Features

1. Evaluate Contour and roughness parameters at the same time after once scanning
2. High precision, high stability, and high repeatability
3. Intelligent management and advanced software analysis system
4. Intelligent protection system during scanning
5. Flexible manual control
6. Nano-scale large roughness measuring range
7. Plug-in probe, easy to replace probe
8. Extremely small measuring force to avoid scratching the surface

Parameters

Parameter classification		Parameters
Roughness Measurement	Contour Evaluation	P(Original profile), R(Surface roughness profile), W(Waviness)
	Roughness Evaluation	Ra, Rp, Rv, Rz, Rt, Rmax, Rq, Rsk, Rku, RSm, R _{Pc} , Rdq, Rdc, Rmr, Motif parameters, RCore parameters, P parameters, W parameters
	Filter	2RC filtering, Gaussian filtering and Zero phase filtering
	Cut-off Wavelength λ_s	0.008, 0.025, 0.08, 0.25, 0.8, 2.5, 8mm selectable
	λ_s	0.25, 0.8, 2.5, 8, 25um selectable, comply with the specifications of JJF 1099-2018, ISO 4288-1996, GBT 1031-2009
	Shape Error	Aspheric surface shape error measurement, linear shape error measurement, arc surface shape error measurement
	Standard	DIN EN ISO 4287:2010, ASME B46.1-2002, JIS B 0601:2013, GB/T 3505-2009, ISO 4287:1997, ISO 13565-2:1996, ISO 1302:2002
Contour Measurement	Common tools	Provides 76 tools, including coordinate creation, construction tools, auxiliary tools, annotations, and geometric tolerances
	CNC Function	Provide CNC measurement mode for batch measurement
	Custom Meas.	Customize the measurement process according to the characteristics of the workpiece (such as surface with hole in the center), avoids the unnecessary measurement area and perform discontinuous measurement.
	Special Tools	Ball screw measurement (corrected helix angle), thread measurement, stage height, groove depth, groove width, area, convexity etc

Parameters

Model No.		SJ5730-100		
Contour Measurement	Measuring Range	X	0~100mm	
		Z	0~300mm	
		Z1	±6mm (Optional: ±12mm)	
	Resolution		0.001µm	
	Accuracy	Z1*1	≤±(0.5+0.03 H) µm (H, mm)	
		Pt*2	Pt≤0.4µm	
		Standard Ball*3	≤±1µm(R≤10mm) ; ≤±(0.17+R/12) µm (10<R≤200mm)	
		Angle*4	≤±1'	
	Moving Speed	X	0~20mm/s	
		Z	0~20mm/s	
Scanning Speed		0.05~5mm/s		
X Straightness*5		≤0.2µm/100mm		
Measuring Force		0.5mN,0.75mN,1mN,2mN,3mN(Adjustable)		
Roughness Measurement	Ra Measurement Range		Ra0.012µm~Ra12.5µm	
	Accuracy*6		Ra0.012µm ~ Ra3.2 µm: ≤±(3nm+2.0%A),A(Ra)µm Ra3.201µm ~ Ra12.5µm : ≤±(3nm+3.5%A),A(Ra)µm	
	Repeatability (1σ)*7		1σ≤1nm	
	Measurement Residual*8		Rq≤3nm	
	Roughness Parameters		R roughness: Rp, Rv, Rz, Rc, Rt, Ra, Rq, Rsk, Rku, RSm, RPC, Rdq, Rdc, Rmr, Rmax, Rpm, tp, Htp, Pc, Rda, Ry, Sm, S, Rpq, Rvq, Rmq, RzJ, Rv1max, Rp1max, Rz1max, Rmr(Rz/4), maxRa, R5z, R3z, Rh, Dq, Lq, SD Key roughness: Rcore: Rk, Rpk, Rvk, Mr1, Mr2, A1, A2 Profile: Pa, Pq, Pt, Pz, Pp, Pv, PSm, Psk, Pku, Pdq, Pdc, Pc, Ppc, Pvc, Pmr, Pmq, Rad, PzJ, Pmax, StpHt, TIR, Avg, Slope, Area+, Area-, Area, Prof, Edge, StpWd, Bumpht Waviness of profile: Wa, Wq, Wt, Wz, Wp, Wv, WSm, Wsk, Wku, Wdq, Wdc, Wmr, Wpc, Wc, Wh, Wmr(WZ/4) Motif: R, AR, W, AW, Rx, Wx, Wte, Nr, Ncrx, Nw, Cpm, CR, CF, CL ISO5436: Pt5436, D	
	Filter		Gaussian filter, 2RC filter, zero phase filter	
	Sampling Length		0.008, 0.08, 0.25, 0.8, 2.5, 8.0 or 25mm Selectable	
	Evaluation Length		Auto calculation	
	Roller analysis		Roller convexity, position distance, logarithmic roller busbar, X-mirror curve coincidence, segmented different tolerances	
Input		AC100-240V, 50/60Hz, 130W		
Size(L×W×H)		600×350×890mm		
Weight		110kg		

Note:

- *1 The accuracy is based on the measurement standard gauge block.
- *2 The accuracy is based on the Pt test of standard ball smaller than diameter 25mm.
- *3 The accuracy is based on the verification of the Φ 50mm standard ball with the arc exceeds 90 degrees.
- *4 The accuracy is based on the measurement of the angle of polygonal prism.
- *5 The accuracy is based on the measurement of optical flat.
- *6 The accuracy is based on the measurement of standard roughness block.
- *7 The repeatability is based on the measurement of 0.1-0.2µm square wave roughness block and standard step height block.
- *8 The accuracy is based on the measurement of 1nm level roughness block and optical flat.

Parameters


Model No.		SJ5730-200		
Contour Measurement	Measuring Range	X	0~200mm	
		Z	0~500mm	
		Z1	±6mm (Optional: ±12mm)	
	Resolution		0.001µm	
	Accuracy	Z1*1	≤±(0.5+0.03 H) µm (H, mm)	
		Pt*2	Pt≤0.4µm	
		Standard Ball*3	≤±1µm(R≤10mm) ; ≤±(0.17+R/12) µm (10<R≤200mm)	
		Angle*4	≤±1'	
	Moving Speed	X	0~20mm/s	
		Z	0~20mm/s	
Scanning Speed		0.05~5mm/s		
X Straightness*5		≤0.35µm/200mm		
Measuring Force		0.5mN,0.75mN,1mN,2mN,3mN(Adjustable)		
Roughness Measurement	Ra Measurement Range		Ra0.012µm~Ra12.5µm	
	Accuracy*6		Ra0.012µm ~ Ra3.2 µm: ≤±(3nm+2.0%A),A(Ra)µm Ra3.201µm ~ Ra12.5µm : ≤±(3nm+3.5%A),A(Ra)µm	
	Repeatability (1σ)*7		1σ≤1nm	
	Measurement Residual*8		Rq≤3nm	
	Roughness Parameters		R roughness: Rp, Rv, Rz, Rc, Rt, Ra, Rq, Rsk, Rku, RSm, RPC, Rdq, Rdc, Rmr, Rmax, Rpm, tp, Htp, Pc, Rda, Ry, Sm, S, Rpq, Rvq, Rmq, RzJ, Rv1max, Rp1max, Rz1max, Rmr(Rz/4), maxRa, R5z, R3z, Rh, Dq, Lq, SD Key roughness: Rcore: Rk, Rpk, Rvk, Mr1, Mr2, A1, A2 Profile: Pa, Pq, Pt, Pz, Pp, Pv, PSm, Psk, Pku, Pdq, Pdc, Pc, Ppc, Pvc, Pmr, Pmq, Rad, PzJ, Pmax, StpHt, TIR, Avg, Slope, Area+, Area-, Area, Prof, Edge, StpWd, Bumpht Waviness of profile: Wa, Wq, Wt, Wz, Wp, Wv, WSm, Wsk, Wku, Wdq, Wdc, Wmr, Wpc, Wc, Wh, Wmr(WZ/4) Motif: R, AR, W, AW, Rx, Wx, Wte, Nr, Ncrx, Nw, Cpm, CR, CF, CL ISO5436: Pt5436, D	
	Filter		Gaussian filter, 2RC filter, zero phase filter	
	Sampling Length		0.008, 0.08, 0.25, 0.8, 2.5, 8.0 or 25mm Selectable	
	Evaluation Length		Auto calculation	
	Roller analysis		Roller convexity, position distance, logarithmic roller busbar, X-mirror curve coincidence, segmented different tolerances	
Input		AC100-240V, 50/60Hz, 130W		
Size(L×W×H)		800×500×1080mm		
Weight		180kg		

Note:


- *1 The accuracy is based on the measurement standard gauge block.
- *2 The accuracy is based on the Pt test of standard ball smaller than diameter 25mm.
- *3 The accuracy is based on the verification of the Φ 50mm standard ball with the arc exceeds 90 degrees.
- *4 The accuracy is based on the measurement of the angle of polygonal prism.
- *5 The accuracy is based on the measurement of optical flat.
- *6 The accuracy is based on the measurement of standard roughness block.
- *7 The repeatability is based on the measurement of 0.1-0.2µm square wave roughness block and standard step height block.
- *8 The accuracy is based on the measurement of 1nm level roughness block and optical flat.

Profilometer SJ5760 Series

Independent Profile and Roughness Measurement Module



Application



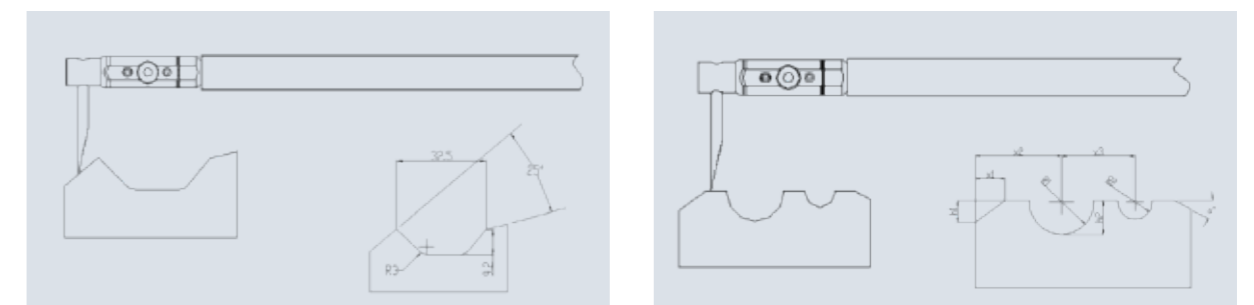
Software

Surf & Rough X is a user-friendly and powerful software, which is completely developed by Chotest. It can analyze not only surface contour, but also evaluate surface roughness. Surf & Rough X contains 76 kinds of utility tools, such as coordinate system, construction tools, geometric tolerance, surface roughness assessment tools, etc. CNC measurement mode is a convenient function for batch measurement, and it improves measurement efficiency greatly. Moreover, discontinuous measurement function is also available for the special workpieces.

Functions

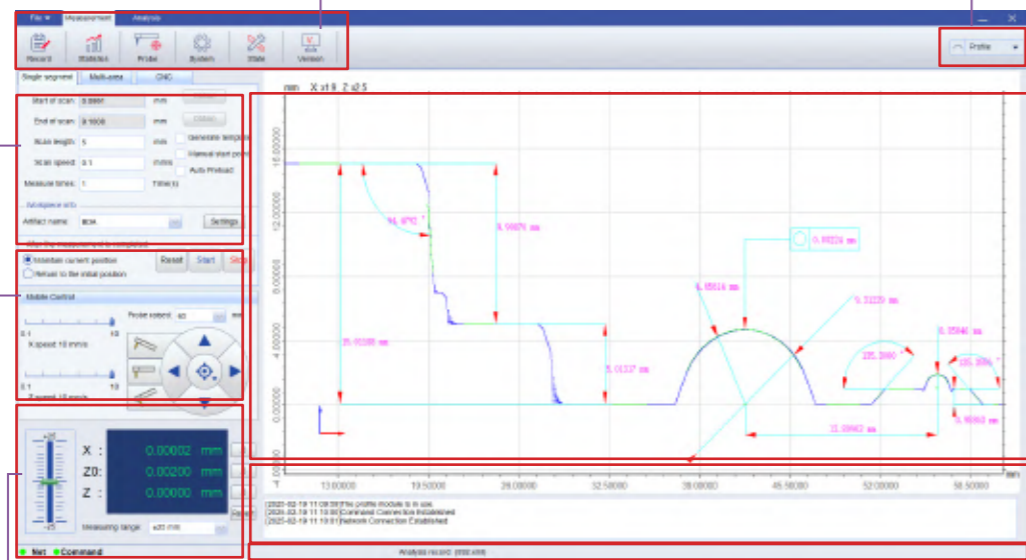
	GD & T	Straightness, roundness, position degree, parallelism, perpendicularity, profile tolerance, etc.
	Custom Program	The measurement process can be customized according to the characteristics of the workpiece (Set the probe to jump deep holes, steep slopes or obstacles).
	CNC Mode	The one-key measurement program can be built for batch measurement. If the tolerance is also entered to the program, the measurement result will be automatically judged as OK or NG.
	Coordinate system	Coordinate system could be established by point-line or line-line, and it could be translated and rotated.
	Special Tool	Ball screw shaft measurement (corrected helix angle), thread measurement, step height, groove depth, groove width, area, curvature, etc.
	Report	Export report in .doc, .xls or .pdf, and support user-defined report template.
	Contour Comparison	After import CAD drawing to the software, the user can compare the difference between drawing and scanning contour.
	Roughness	Ra, Rp, Rv, Rz, Rt, Rmax, Rq, Rsk, Rku, RSm, RPl, Rdq, Rdc, Rmr, Pa, Pq, Pt, Pp, Pv, Psm, Psk, Pku, Pdq, Plq, Pdc, PHSC, Ppc, PMr, Waviness of Profile, Motif, etc.

Profile Example




Software

Scanning Settings: Set measuring conditions, inspection info and scanning positions.	System Setting: Different function modules.	Switch meas. function: Switch between profile measurement and roughness measurement.	Scanning graph window: Display the scanning graph and perform the analysis operation.
--	---	--	---

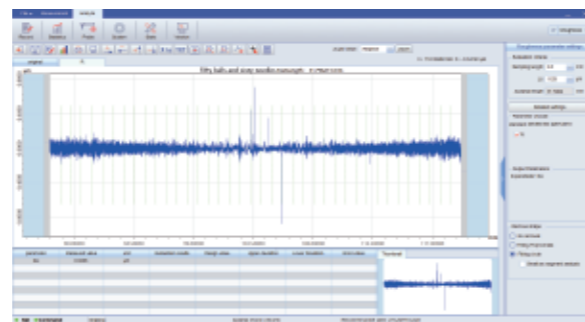


Motion control: Control probe to move ↑, ↓, ←, →, and stop, reset.	Coordinate display: Display the coordinates of current probe position.	Status Bar: Network, serial port, unit, operation tips, login time, user name, etc.	Analysis data: List features, measured data and tolerance.
--	--	---	--

Measurement Interface



Contour measurement

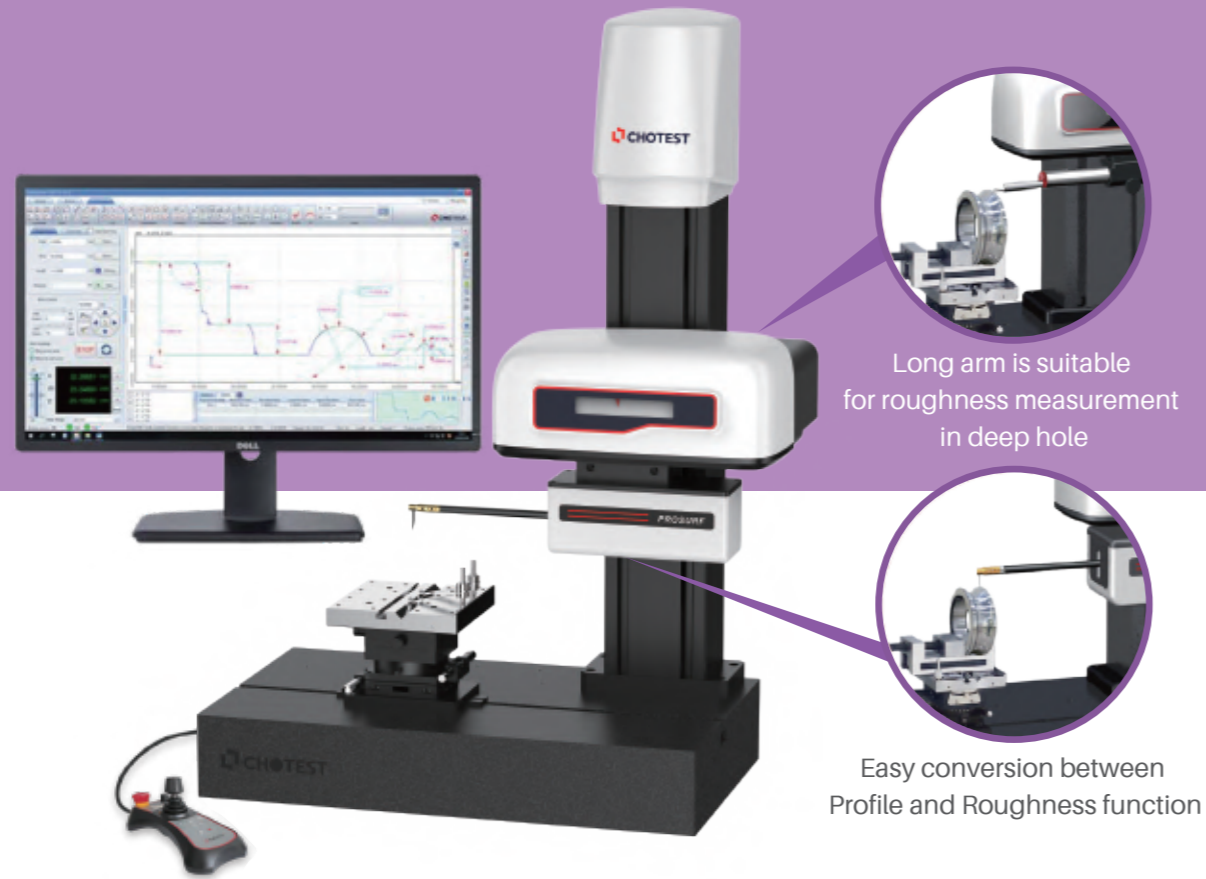


Roughness measurement

Parameters

Model No.		SJ5760-PR
Travel Range	X	0~200mm
	Z	0~450mm
Size(L×W×H)		800×450×1100mm
Weight		220Kg
Contour Measurement(SJ5760-P)		
Measuring Range	Z1	±25mm
	Resolution	0.001μm
Indication Error	X	±(0.6+0.015L)μm(L, mm)
	Z1	±(0.6+0.05H)μm(H, mm)
	Standard Ball	±(1+R/15)μm(R, mm)
Moving speed	Angle error	≤±1'
	X	0~20mm/s
Z		0~20mm/s
Scanning Speed		0.05~5mm/s
Max Slope		Uphill 77°, downhill 88°
Straightness		≤1μm/200mm
Scanning Force		10~70mN Adjustable(Larger force is optional)
Roughness Measurement(SJ5760-R)		
Measuring Range	Z0	±400μm(Optional:±1000μm)
	Sensor Type	Railless
	Ra Range	Ra0.1μm~Ra64μm
Scanning Force		1mN
Resolution	Z0	0.001μm
Indication Error		≤±(5nm+2.5%A)μm, A(Ra)μm
Repeatability		≤1nm
Scanning Speed		0.05~0.5mm/s
Measurement Residual		≤0.005μm
Roughness Parameters		R roughness: Rp, Rv, Rz, Rc, Rt, Ra, Rq, Rsk, Rku, RSm, RPl, Rdc, Rmr, Rmax, Rpm, tp, Htp, Pc, Rda, Ry, Sm, S, Rpq, Rvq, Rmq, RzJ, Rv1max, Rp1max, Rz1max, Rmr(Rz/4), maxRa, R5z, R3z, Rh, Dq, Lq, SD Key roughness: Rcore: Rk, Rpk, Rvk, Mr1, Mr2, A1, A2 Profile: Pa, Pq, Pt, Pz, Pp, Pv, PSm, Psk, Pku, Pdq, Pdc, Pc, Ppc, Pvg, Pmr, Pmq, Rad, PzJ, Pmax, StpHt, TIR, Avg, Slope, Area+, Area-, Area, Prof, Edge, StpWd, Bumpht Waviness of profile: Wa, Wq, Wt, Wz, Wp, Wv, WSm, Wsk, Wku, Wdq, Wdc, Wmr, Wpc, Wc, Wh, Wmr(WZ/4) Motif: R, AR, W, AW, Rx, Wx, Wte, Nr, Ncrx, Nw, Cpm, CR, CF, CL ISO5436: Pt5436, D
Filter		2RC filtering, Gaussian filtering and Zero phase filtering
Sampling Length		0.008, 0.08, 0.25, 0.8, 2.5, 8.0 or 25mm selectable
Evaluation Length		Auto calculation
Film Thickness Measurement	Measuring Range	60μm or less

SJ5718 Series Economic Profilometers



Parameters

Model No.		SJ5718-PR
Travel Range	X	0~100mm
	Z	0~300mm
Size(L×W×H)		600×350×890mm
Weight		120Kg
Contour Measurement(SJ5718-P)		
Measuring Range	Z1	±30mm
	Resolution	0.001um
Indication Error	X	±(0.6+0.02L)μm(L,mm)
	Z1	±(0.6+0.05H)μm(H,mm)
	Standard Ball	≤±(1.2+R/15)μm(R,mm)
	Angle error	≤±1'
Moving speed	X	0~20mm/s
	Z	0~20mm/s
Scanning Speed		0.05~5mm/s
Max Slope		Uphill 77°, downhill 88°
Straightness		≤0.5μm/100mm
Scanning Force		30mN
Roughness Measurement(SJ5718-R)		
Measuring Range	Z0	±400μm(Optional:±1000μm)
	Sensor Type	Railless
	Ra Range	Ra0.1μm~Ra64μm
Scanning Force		1mN
Resolution	Z0	0.001um
Indication Error		≤±(5nm+2.5%A)μm, A(Ra)μm
Repeatability		≤1nm
Scanning Speed		0.05~0.5mm/s
Measurement Residual		≤0.005μm
Roughness Parameters		R roughness: Rp, Rv, Rz, Rc, Rt, Ra, Rq, Rsk, Rku, RSm, RPc, Rdq, Rdc, Rmr, Rmax, Rpm, tp, Htp, Pc, Rda, Ry, Sm, S, Rpq, Rvq, Rmq, RzJ, Rv1max, Rp1max, Rz1max, Rmr(Rz/4), maxRa, R5z, R3z, Rh, Dq, Lq, SD Key roughness: Rcore: Rk, Rpk, Rvk, Mr1, Mr2, A1, A2 Profile: Pa, Pq, Pt, Pz, Pp, Pv, PSm, Psk, Pku, Pdq, Pdc, Pc, PPC, Pvq, Pmr, Pmq, Rad, PzJ, Pmax, StpHt, TIR, Avg, Slope, Area+, Area-, Area, Prof, Edge, StpWd, Bumpht Waviness of profile: Wa, Wq, Wt, Wz, Wp, Wv, WSm, Wsk, Wku, Wdq, Wdc, Wmr, Wpc, Wc, Wh, Wmr(WZ/4) Motif: R, AR, W, AW, Rx, Wx, Wte, Nr, Ncrx, Nw, Cpm, CR, CF, CL ISO5436: Pt5436, D
Filter		2RC filtering, Gaussian filtering and Zero phase filtering
Sampling Length		0.008, 0.08, 0.25, 0.8, 2.5, 8.0 or 25mm Selectable
Evaluation Length		Auto calculation
Film Thickness Measurement	Measuring Range	60μm or less

Application

